

NEXTGEN CM/ECF


LINKING A LEGACY CM/ECF ACCOUNT
TO AN UPGRADED PACER ACCOUNT
FOR ATTORNEYS, COURT REPORTERS,
& OTHER CURRENT CM/ECF FILERS



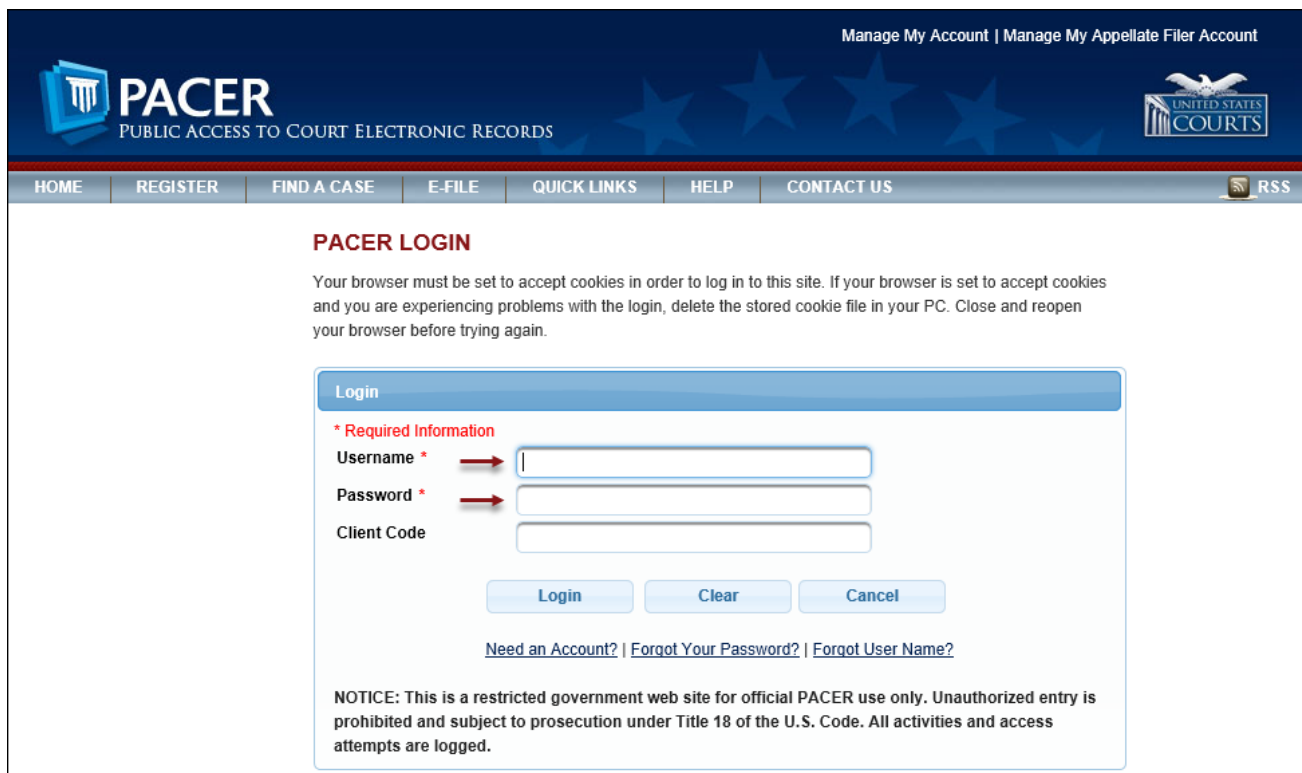
Linking a legacy CM/ECF Account to an Upgraded Pacer Account

NOTE: These instructions are only for users who currently have a legacy CM/ECF e-filing account.

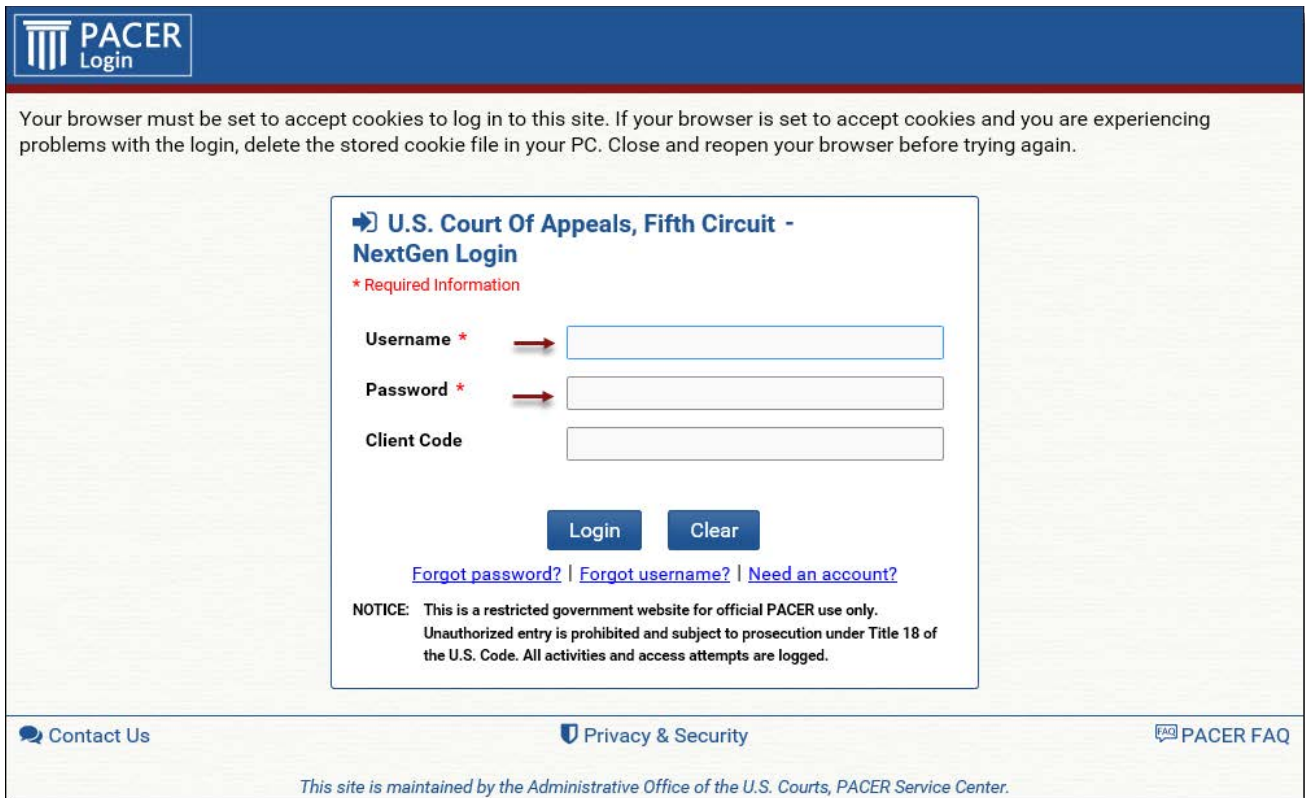
1. Open a browser and go to the [ECF website for the 5th Circuit](#). Click the 'CM/ECF Document Filing System' link.



2. Login using your individual upgraded Pacer account. NOTE: Some law firms may have a shared firm account for central billing. DO NOT log in using the credentials for a shared account.



Some users may see the below login screen. Both are valid.



PACER Login

Your browser must be set to accept cookies to log in to this site. If your browser is set to accept cookies and you are experiencing problems with the login, delete the stored cookie file in your PC. Close and reopen your browser before trying again.

U.S. Court Of Appeals, Fifth Circuit - NextGen Login

* Required Information

Username *

Password *

Client Code

Login Clear

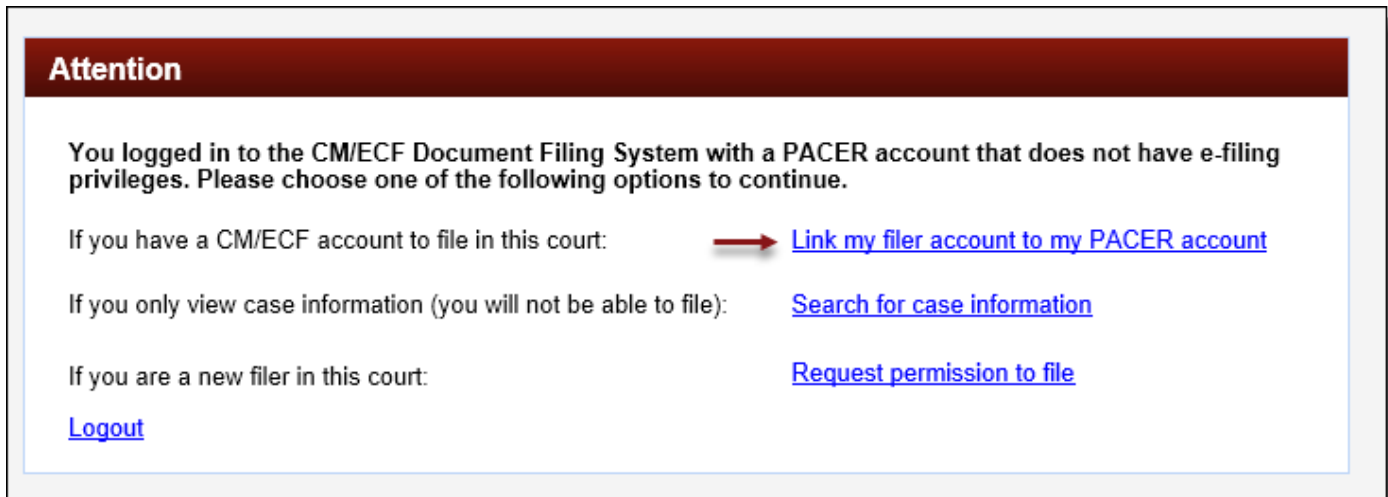
[Forgot password?](#) | [Forgot username?](#) | [Need an account?](#)

NOTICE: This is a restricted government website for official PACER use only. Unauthorized entry is prohibited and subject to prosecution under Title 18 of the U.S. Code. All activities and access attempts are logged.

Contact Us Privacy & Security PACER FAQ

This site is maintained by the Administrative Office of the U.S. Courts, PACER Service Center.

3. Select the 'Link my filer account to my PACER account' link.



Attention

You logged in to the CM/ECF Document Filing System with a PACER account that does not have e-filing privileges. Please choose one of the following options to continue.

If you have a CM/ECF account to file in this court: [Link my filer account to my PACER account](#)

If you only view case information (you will not be able to file): [Search for case information](#)

If you are a new filer in this court: [Request permission to file](#)

[Logout](#)

4. Enter your old e-filing CM/ECF login and password. Click [Submit].

*For attorneys who do not remember their CM/ECF Login and/or Password, please contact PACER at (800) 676-6856. The ability to retrieve this information through their website has been disabled.

Link my filer account to my PACER account

This utility links your PACER account with your e-filer account in this court.

If you use CM/ECF for PACER only, no action is necessary. Click Cancel.

If you had a CM/ECF e-filing account in this court before the court converted to NextGen CM/ECF, enter your old CM/ECF login and password below and click Submit. You will see a pop-up to confirm that you want to link your PACER account to your old CM/ECF e-filing account. Click OK to link the accounts (or click Cancel if the names don't match).

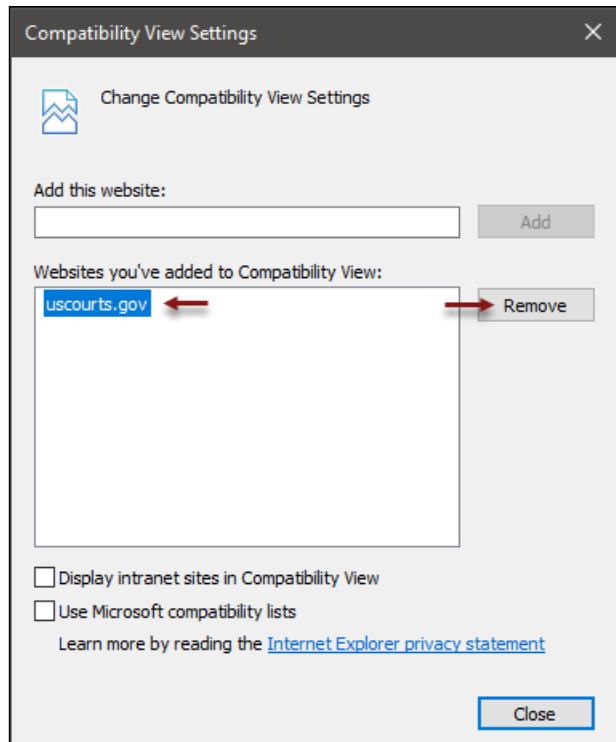
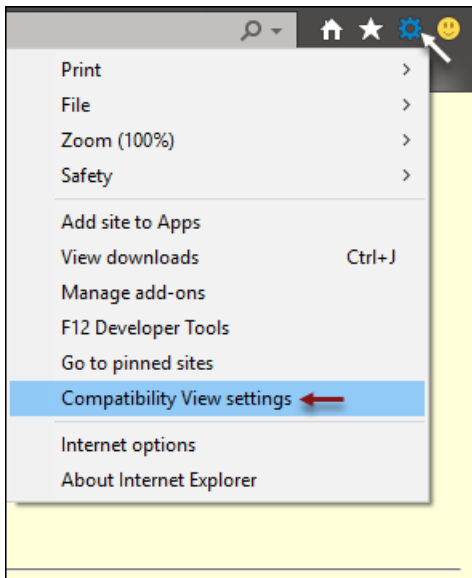
CM/ECF Login
[Input Field] ←

CM/ECF Password
[Input Field] ←

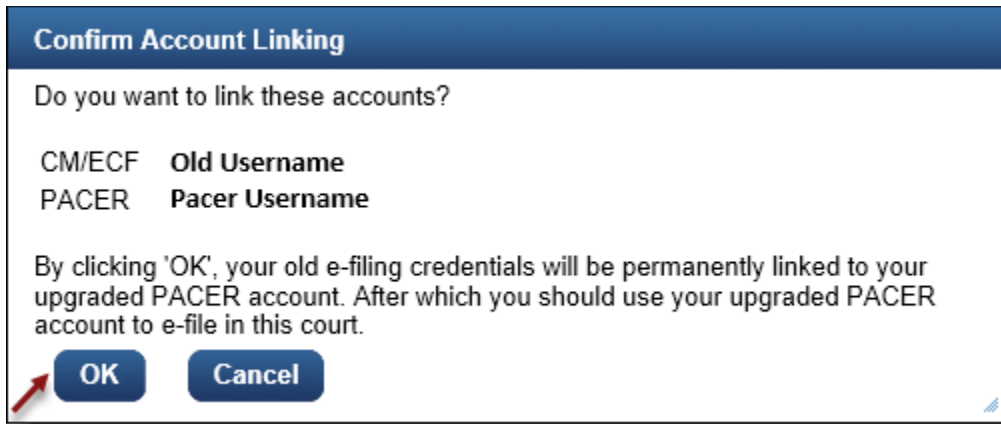
Submit [Clear](#) [Cancel](#)

~~[Forgot login](#)~~
~~[Forgot password](#)~~
[More about Upgraded PACER account](#)

Note to Internet Explorer Users: In some instances, submitting your old e-filing credentials will result in the screen not moving to the next step. From Internet Explorer, click the 'Tools' icon and select 'Compatibility View settings'. In the dialog box, remove any reference to a uscourts.gov or pacer.gov website. Click [Close] and enter your credentials again to proceed to the next step.



5. Verify the account information is accurate. Click [OK].



6. The NextGen CM/ECF screen will display after successfully linking the accounts. From this point forward, use your upgraded PACER account credentials to log into NextGen CM/ECF.

